



Dear Easy Time Clock User,

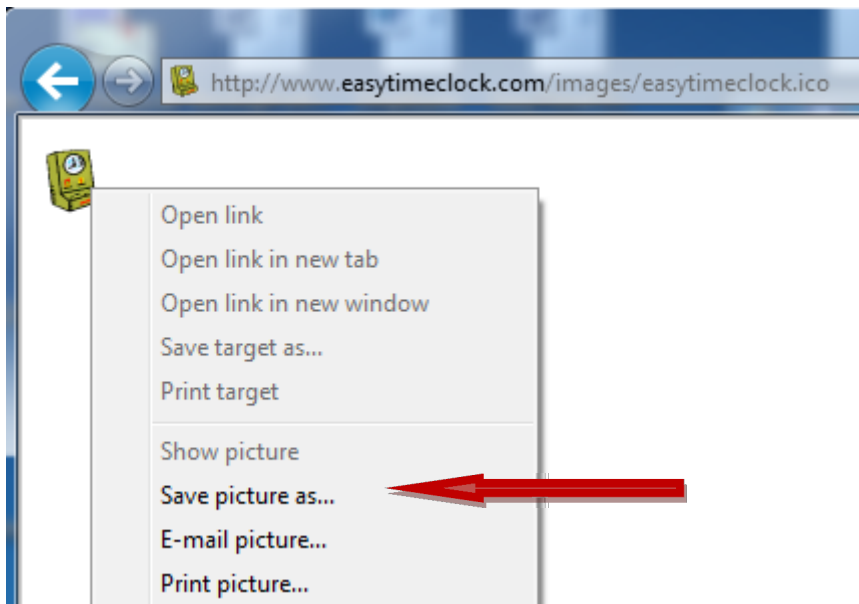
When you create a shortcut the Icon will pick up the default icon.

You can change the Icon image from this  this 

Step 1

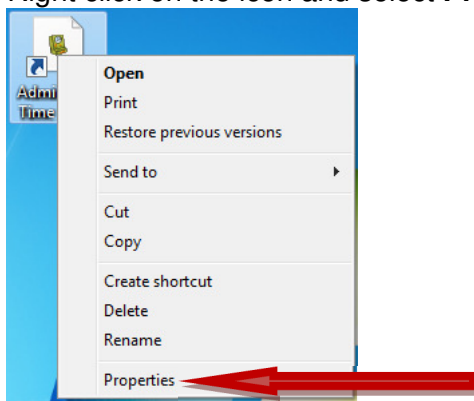
Save this image to your desktop to your desktop.

<http://www.easytimeclock.com/Downloads/Easy%20Time%20Clock%20Icon.ico>



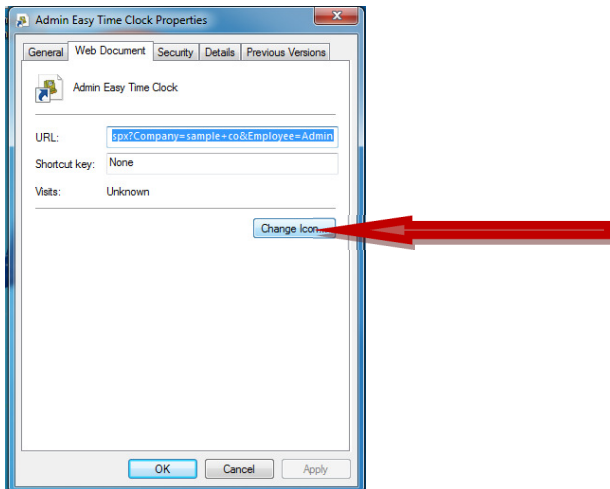
Step 2

Right click on the icon and select **Properties**



Step 3

Click on **Change Icon** button



Step 4

Click on the **Browse** button to find the Icon image on your desktop. Select **Open** and then **OK and OK again**. The Icon image will change on the Desktop.

