

Set your Easy Time Clock reader to sound a bell at specific times of the day. The reader has an internal bell, or can be connected to an external bell.

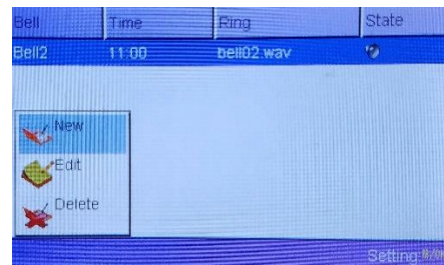
### Internal Bell

Click Enter ( **M/** ↵ ) to go to the Menu



System > Bell

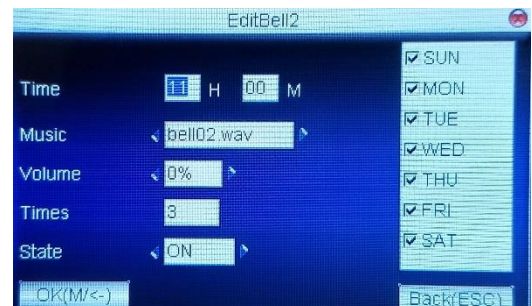
Click Enter to add a new bell or edit an existing bell



Enter the desired time, sound, volume, amount of times to repeat the sound, and days of the week.

Set State to "ON."


Arrow down to "OK" and click Enter to save.



---

## External Bell

Connect the wires from your external bell to the provided terminator and plug into the back of the reader.



Follow all of the above steps and set the volume to 0%. This will mute the internal bell so that only the external bell will sound.